



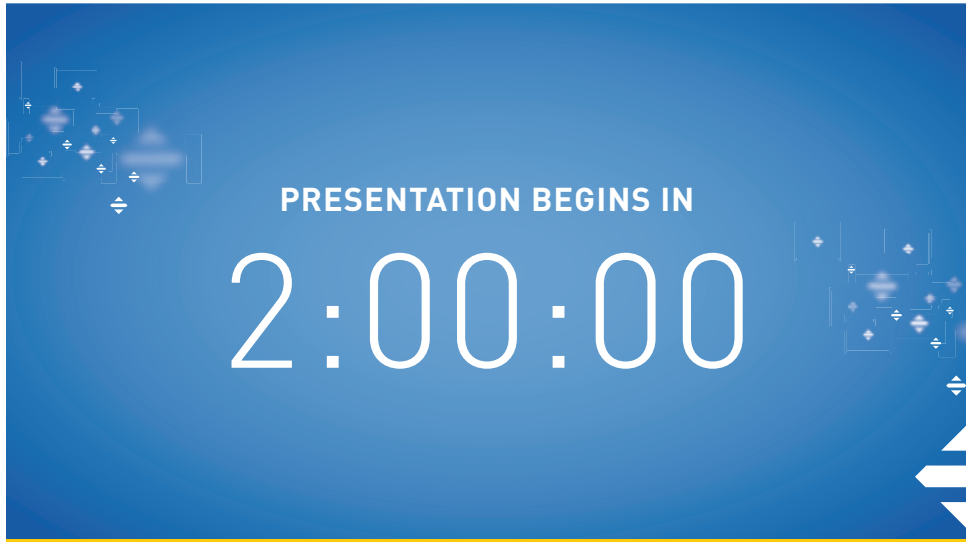
Cree LFI Booth

CREE LFI BOOTH

R








WAVEMAX® THE INSIDE STORY



Waveguides capture, transport and extract light.




The principle of Total Internal Reflection sustains, intensifies, and transports light energy.



3D shapes reflect, release and direct light energy.

CREE LFI BOOTH

WE TALK TO EVERYONE. WE'RE JUST WIRED THAT WAY.



FROM BUILDING AUTOMATION SYSTEMS TO CLOUD-BASED APPS, SMARTCAST® PoE OFFERS ENDLESS INTEGRATIONS MADE EASY WITH OUR OPEN API. NOW YOU CAN GO BEYOND INTELLIGENT LIGHTING AND CONNECT TO VIRTUALLY ANY SYSTEM FOR VASTLY GREATER EFFICIENCY, CONTROL, AND BUSINESS INTELLIGENCE.



ESSENTIA® by CREE

CONFIGURATIONS THAT VARY WIDELY.
QUALITY THAT DOESN'T.

ESSENTIA® BY CREE CAN BE CONFIGURED TO
SHED LIGHT ON ANY TASK. ON THE BOARD
ROOM. IN THE BREAK ROOM. IN ANY APPLICATION,
THE QUALITY IS CONSISTENT FOR POOR QUALITY.

WORKS LIKE MAGIC. IN A SCIENTIFIC SORT OF WAY.

SMARTCAST® LEVERAGES INTELLIGENT
SENSORS, CUTTING EDGE ELECTRONICS AND
SOFTWARE IN LEARNING YOUR NEEDS AND YOUR
SPACE TO ILLUMINATE ROOMS ONLY WHEN
OCCUPIED. DIM LIGHTS WHEN IT'S SUNNY,
BRIGHTEN THEM WHEN IT'S NOT.

ALL WHILE CUTTING ENERGY COSTS UP TO 70%.

R