

When fast isn't fast enough.

Deliver 500ml of fluid in less than 2.5 minutes with the LifeFlow Rapid Infuser.*



LifeFlow[®]
EARLIER. EASIER. FASTER.

Improve resuscitation through early and efficient fluid delivery.

LifeFlow is designed to improve rapid fluid delivery in patients with:

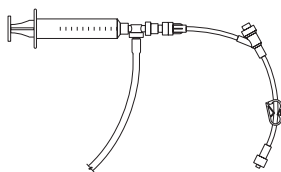
SHOCK • SEPSIS • ANAPHYLAXIS • CARDIAC ARREST • HEMORRHAGE • RESPIRATORY FAILURE

LifeFlow® Quick Guide

Less than two minutes to set up and prime.

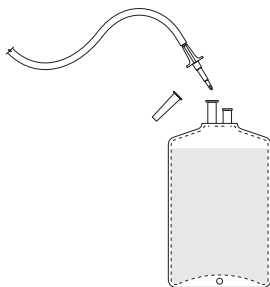
1

Attach Y-Connector.



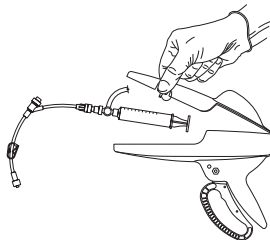
2

Spike IV bag.



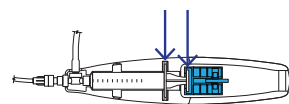
3

Insert syringe with numbers up.



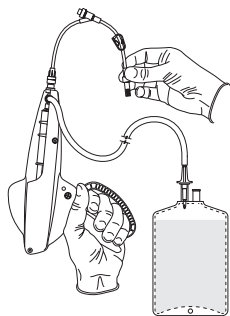
4

Place syringe plunger in blue shuttle, syringe flange into slot.



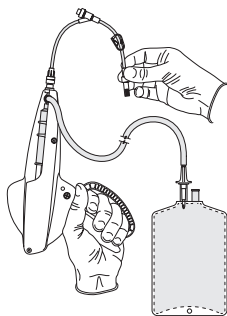
5

Purge all air from bag by cycling trigger.



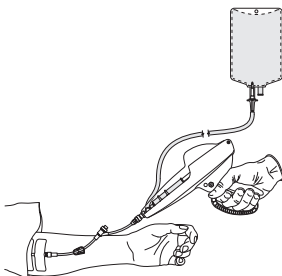
6

Point handle up and fully prime tubing and syringe.



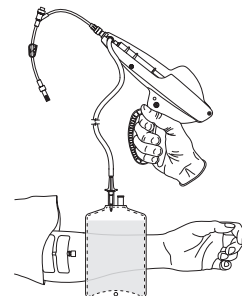
7

Infuse fluids by squeezing the trigger.



8

Prior to switching bags, disconnect from patient. Then repeat steps 5-7 with new bag.



! ENSURE COMPLETE REMOVAL OF AIR FROM THE SYSTEM PRIOR TO CONNECTING TO PATIENT.

PLEASE CONSULT THE INSTRUCTIONS FOR USE FOR CAUTIONS, WARNINGS, AND OTHER IMPORTANT INFORMATION.

410 | MEDICAL®

410medical.com

919-241-7900 or Toll-free 844-410-0410 info@410medical.com